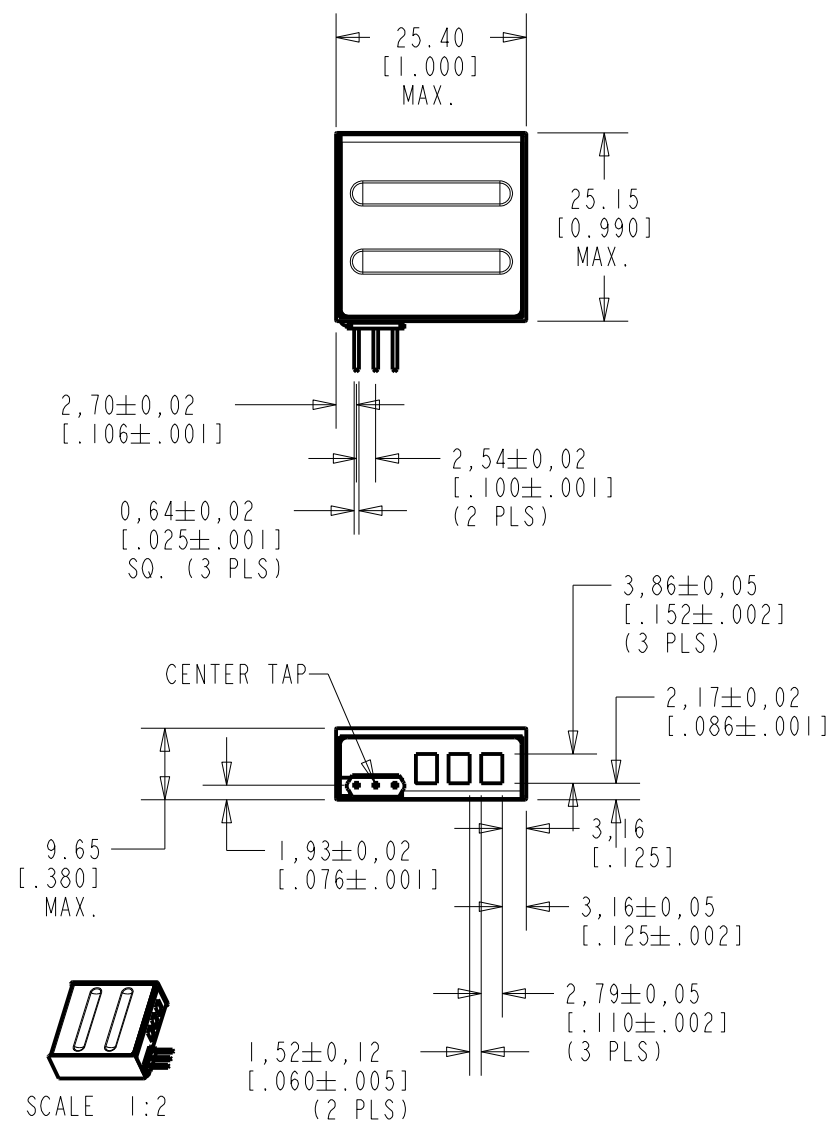
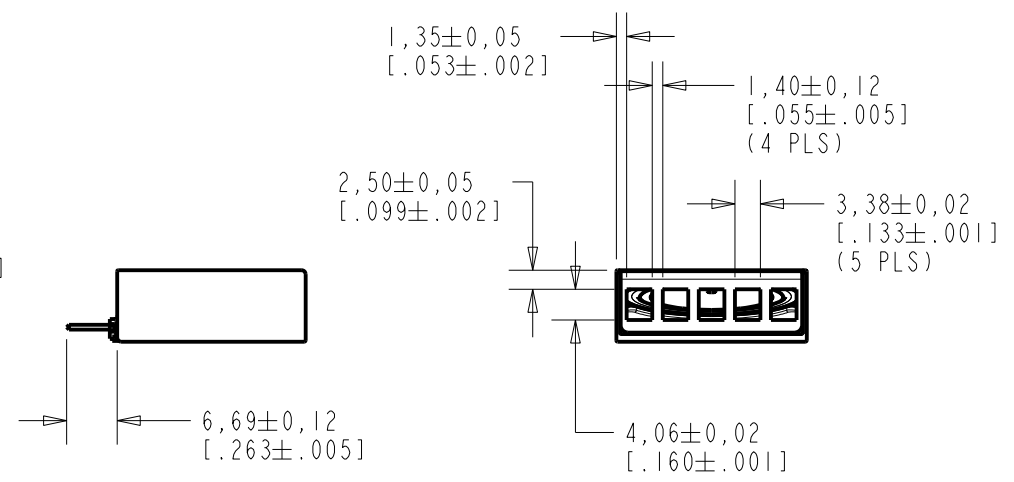


**CB-22850-000**  
SHT 1.1



SCALE 1:2  
NOMINAL WEIGHT  
13.5 GRAMS

DIMENSIONS IN MILLIMETERS [INCHES]

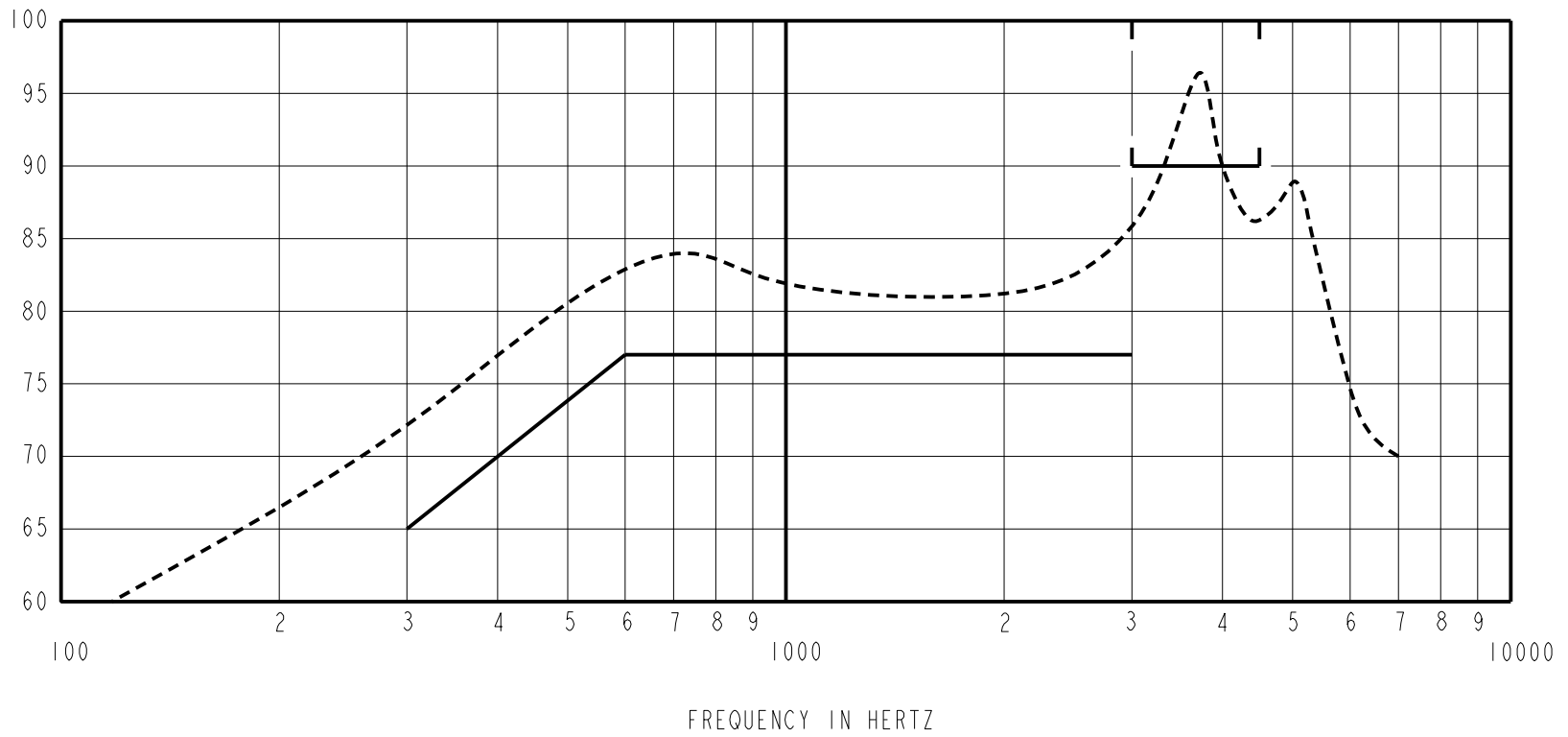


Revision	C.O. #	Implementation Date	RELEASE LEVEL	REVISION
A	MI0104834	10-17-12	<b>Active</b>	<b>A</b>

SCALE: 1:1		DR. BY: LSY	DATE: 9-20-12
DO NOT SCALE DRAWING			
TITLE: MICROPHONE		CB-22850-000	
OUTLINE DRAWING		SHT 1.1	
		APP. BY: GJP	DATE: 10-18-12
		APP. BY: GJP	DATE: 10-18-12

**KNOWLES ELECTRONICS**  
ITASCA, ILLINOIS U.S.A.

SENSITIVITY IN dB FOR CONDITIONS SHOWN BELOW.



1. SENSITIVITY IN dB RELATIVE TO .0002 MICROBAR ( $2 \times 10^{-5}$  N/m<sup>2</sup>) FOR THE CONDITIONS SHOWN IN #2 & #3 BELOW.
2. MEASUREMENTS MADE ON AXIS AT 300mm [11.81in] NORMAL TO THE SOUND PORT UNDER FREE FIELD (ANECHOIC) CONDITIONS. THE REAR PORT IS VENTED INTO A 160 cm<sup>3</sup> DAMPED CAVITY FOR THIS MEASUREMENT.
3. ELECTRICAL SIGNAL (CONSTANT VOLTAGE):  
SOURCE IMPEDANCE: < 0.5 OHMS  
VOLTAGE APPLIED : 1.55 VOLTS RMS
4. NOMINAL IMPEDANCE:  
ACOUSTICAL CONDITIONS: SEE #2 ABOVE  
ELECTRICAL CONDITIONS: SEE #3 ABOVE  
IMPEDANCE AT 500 Hz : 48 OHMS  
IMPEDANCE AT 1 kHz : 48 OHMS
5. TOTAL HARMONIC DISTORTION:  
ACOUSTICAL CONDITIONS: SEE #2 ABOVE  
ELECTRICAL CONDITIONS: SEE #3 ABOVE  
FREQUENCY : 500 Hz  
DISTORTION : 15% MAX.
6. NOMINAL DC RESISTANCE @ 20°C: 21.5 OHMS
7. SENSITIVITY

FREQUENCY	MIN.	MAX.
300	55.0	---
600	67.0	---
3000	67.0	---
3000-4500	80.0	90.0

Revision	C.O. #	Implementation Date	RELEASE LEVEL	REVISION
			<b>Active</b>	<b>A</b>
A	MI0104834	10-17-12		
WHEN TEST LIMITS ARE USED TO ESTABLISH INCOMING INSPECTION ACCEPTANCE/REJECTION CRITERIA, CORRELATION OF TEST EQUIPMENT WITH KNOWLES IS ALSO REQUIRED FOR ELIMINATION OF EQUIPMENT AND TEST METHOD VARIATION			DR. BY	DATE
<b>TITLE: MICROPHONE</b> PERFORMANCE SPECIFICATION			LSY	9-20-12
			CK. BY	DATE
			GJP	10-18-12
			APP. BY	DATE
<b>CB-22850-000</b> SHT 2.1			GJP	10-18-12

**KNOWLES ELECTRONICS**  
ITASCA, ILLINOIS U.S.A.